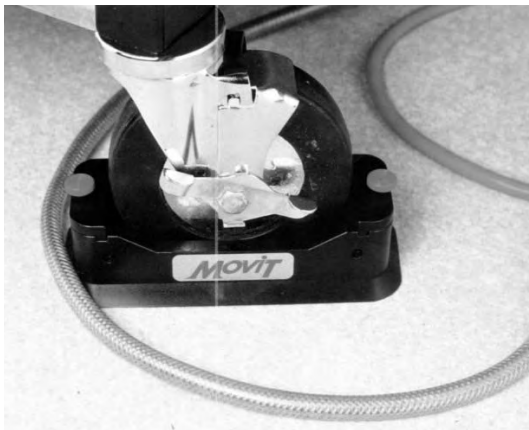


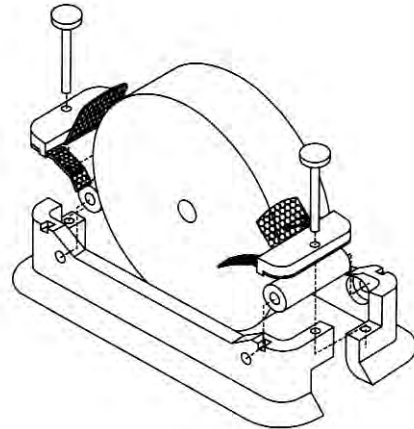
Casters/Protectors

Wouldn't you like to move your anesthesia machine and not run into any hoses?



Remarkably efficient, easy-to-install and remove; does not alter the function of your anesthesia machine in any way except to make its operator's disposition more agreeable.

Designed, patented and brought to you by anesthesiologists who understand your needs in the O.R.



Typical Applications:

- #37 - 5N: Narkomed 2A
Ohmeda Modulus 1 & 2
Pkg 4/Set


- #37 - 5W: Ohmeda Modulus CD
Ohmeda Modulus 2 Plus
Ohmeda Excel
(all have the double-wide casters) Pkg 4/Set

- #37 - 6N: Narkomed 2B, 2C, 3 and 4 Pkg 4/Set

The #BJ-7201 Rubber Boot

The #BJ-7201 rubber boot fits snugly around the Puritan Bennett 7200 compressor pedestal to form a water tight shield. This prevents water drainage and spillage from tubing and humidifiers damaging the pedestal. Water, metal and oxygen cause corrosion and structural damage over time.

The new product not only protects your investment, but keeps your ventilator looking clean, professional, and



Before



After

RUST FREE.

Casters/Protectors/CASTrGard



CASTrGARD Features & Benefits

Patient Safety

Designed by a Doctor/Engineer who understands the clinical environment, CASTrGARDS eliminate the need to stop monitoring the patient to clear a wheel obstruction.

Low Price and Cost Savings

CASTrGARD costs less and surpasses the performance of alternative devices. The potential cost savings is significant since CASTrGARDS protect expensive cables, probes and lead wires.

Simple, Easy & Effective

CASTrGARDS are quick & simple to put on and take off without requiring complex instruction manuals or usage procedures. Our superior one-piece design is the most convenient wheel guard device available without parts to lose or adjust. CASTrGARDS conveniently moves cords and hoses as you move your equipment.

Operation



Closed Position

The device is now closed and locked. This is the proper position when the CASTrGARD is being used. This is also the correct position after the devices have been removed prior to transporting the machine or cart, or when storing devices not in use.



Opening Device

To open, face the CASTrGARD so that locking latch is visible. Place right thumb on locking tab and push in. With the left hand, hold the left half of the device and pull out away from right half. The device may now be removed from around the wheel. Repeat for each wheel.



Closing Device

To apply device, place the CASTrGARD in the open position around the wheel. Bring both halves of device together until locking tab locks into opposite side. Locking tab must be fully seated in locking tab opening with edges of device flush together.



Operation

Place CASTrGARD on all four wheels. The machine or cart will push cords and cables in front of the CASTrGARDS to prevent wheel obstructions.



Technical Specification

Features: Durable one-piece design with integral living hinge, locking tab, closure positioning/support pins. Easy to install and remove without a tool.

Environmental: Excellent chemical and impact resistance. Designed to withstand repeated 1 meter drops to a concrete floor (when closed and latched).

Latch Release Force: 5 pounds (22 Newtons approximate)

Material: High impact polypropylene structural foam

Color: Yellow, Gray, Light Blue, Red (custom colors by quote).

Quantity: 4 each per set



No More Wheel Obstructions!

#75-45SM - Color (-Y, -G, -B, -R)

Caster Size:	5" (12.7 cm) diameter maximum with 3.1" (7.9 cm) minimum height clearance
Overall Size:	7.1" (18.0 cm) outside diameter x 3.0" (7.6 cm) high; 5.7" (14.5 cm) inside diameter
Weight:	1.5 pounds (0.68 kg) each

#75-456MD - Color (-G, -B)

Caster Size:	6" (15.2 cm) diameter maximum with 4.6" (11.7 cm) minimum height clearance
Overall Size:	7.5" (19.1 cm) outside diameter x 4.5" (11.4 cm) high; 6.4" (16.3 cm) inside diameter
Weight:	1.6 pounds (0.73 kg) each

#75-67LG - Color (-Y, -G, -B, -R)

Caster Size:	7.125" (18.1 cm) diameter maximum (recommended 5" -> 7.1" (12.7 -> 18.1 cm) with 3.7" (9.3 cm) minimum height clearance
Overall Size:	8.6" (21.8 cm) outside diameter x 3.6" (9.1 cm) high; 7.2" (18.2 cm) inside diameter
Weight:	1.9 pounds (0.86 kg) each

Casters/Protectors/CASTrGard



Cleaning and Maintenance

Cleaning and Sterilizing

All standard disinfectants, a mild soap and water solution, and mild detergent and damp cloth are safe to use in cleaning the CASTrGARDS.

Caution: Do not autoclave. If necessary, use a sterilization protocol that complies with your facility's infection control and risk management policies for anesthesia machine wheels.

Maintenance

Periodically inspect the device to ensure that it is securely locked and functioning properly. It's recommended to examine the hinge and locking tab on an annual basis.

Usage

CASTrGARDS should be used on all four wheels for optimum safety and performance. CASTrGARDS can be safely used in a variety of operating room equipment including anesthesia machines, electrosurgical generators, drug carts, and minimally invasive surgery carts.

Storage

CASTrGARDS should be stored in the closed position when not in use. A complete inspection of each CASTrGARD is recommended prior to placing the devices back into service. Replace any CASTrGARDS that are damaged, broken or do not function properly.

Warnings

To transport a machine or cart across uneven surfaces, fixed floor obstacles or gaps in the floor (e.g. elevators and expansion plates), all devices must be removed to prevent cart from tipping over while moving.

Operator must verify function of caster or machine brake with CASTrGARD in place. Verify tabs are locked before usage to prevent malfunction. Place around casters with arrow on label pointing up.



No More Wheel Obstructions!



No More Wheel Obstructions!

Ordering Information

Product #	Caster Size	Quantity	Color	Anesthesia Machine Compatibility
#75-45SM - Color (-Y, -G, -B, -R)	Up to 5" (12.7 cm)	4 Each Per Set	Yellow, Gray, Light Blue, Red	Datex-Ohmeda (GE), Ulco, All Draeger except below
#75-456MD - Color (-G, -B)	5" to 6" (12.7 -> 15.2 cm)	4 Each Per Set	Gray, Light Blue	Draeger Narkomed GS, 6000/6400, 2A, 2B, 2C, 3, 4
#75-67LG - Color (-Y, -G, -B, -R)	5" -> 7.1" (12.7 -> 18.1 cm)	4 Each Per Set	Yellow, Gray, Light Blue, Red	Datascope, Draeger GS, 2A, 2B, 2C, 3, 4, Mobile